

TIME TO FACE UP TO SKINCARE™

AGERA® peels offer a revolutionary way to effectively treat ageing skin, acne and unwanted pigmentation. Developed by leading scientists and doctors, AGERA® peels are among the most effective non-invasive skin treatments available. AGERA® peels, when combined with a personalised AGERA® home care regime, are the answer for clear, radiant, younger looking skin.

AGERA®
THE SKIN CARE OF THE FUTURE



AGERA®

skincare system

AGERA® HOME CARE PRODUCTS

Your AGERA® specialist will advise on the appropriate combination of AGERA® home care products to use in conjunction with the course of peels. Further details on the range of products available are listed in the AGERA®

Anti-ageing and Acne leaflets.

AGERA® products are also available on line at:
www.ageraonline.co.uk

Treatments from AGERA®:
ANTI-AGEING • PIGMENTATION • ACNE • SKIN PEELS



www.agera.co.uk

TIME TO FACE
UP TO SKINCARE™



© Eden Aesthetics Distribution Ltd 2005. Design: www.webefficient.co.uk

SKIN PEELS
A GUIDE




REVOLUTIONARY SKIN PEELS

AGERA® peels represent a major advancement in the non-invasive treatment of ageing skin, acne and unwanted pigmentation. These unique no down time peels provide visible results without unsightly skin shedding, redness or irritation.

AGERA® anti-ageing peels stimulate cells deep within the skin to promote collagen and elastin production and help eliminate fine lines and wrinkles for a firmer, smoother and more radiant appearance.

AGERA® acne peels rapidly bring acne under control and may reduce the risk of future scarring. These revolutionary peels also reduce blocked pores and redness associated with acne conditions.

AGERA® pigmentation control peels penetrate the skin's pigment cells to gently and effectively reduce the appearance of unwanted discolouration for a more even skin tone.



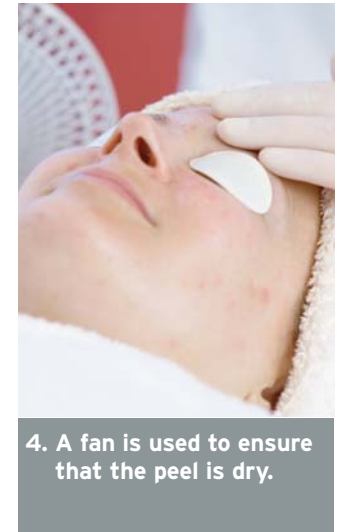
1. Skin is thoroughly cleansed.



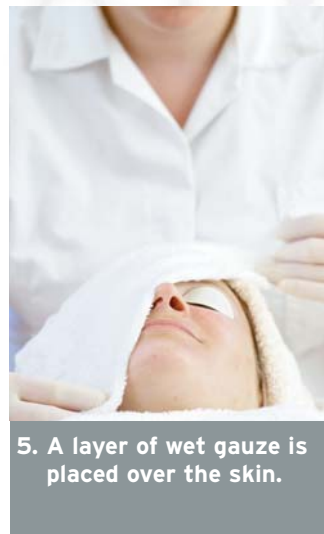
2. Prepping solution prepares the skin for the peel.



3. Peel is applied evenly with a brush.



4. A fan is used to ensure that the peel is dry.



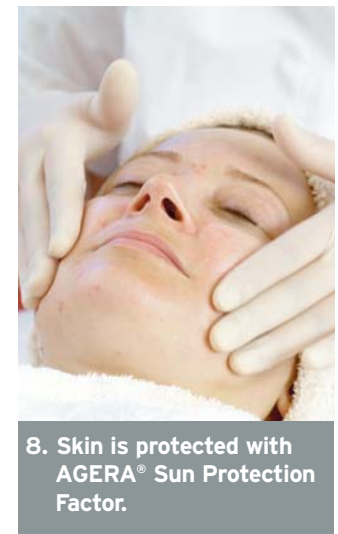
5. A layer of wet gauze is placed over the skin.



6. The peel is activated by the application of cold water.



7. Gauze is removed and Intensive MagC Gel antioxidant serum is applied.



8. Skin is protected with AGERA® Sun Protection Factor.

The daily use of AGERA® home care products in conjunction with AGERA® peels will enhance and maximise your results.

Your AGERA® practitioner may also recommend microdermabrasion in combination with your course of AGERA® peels.